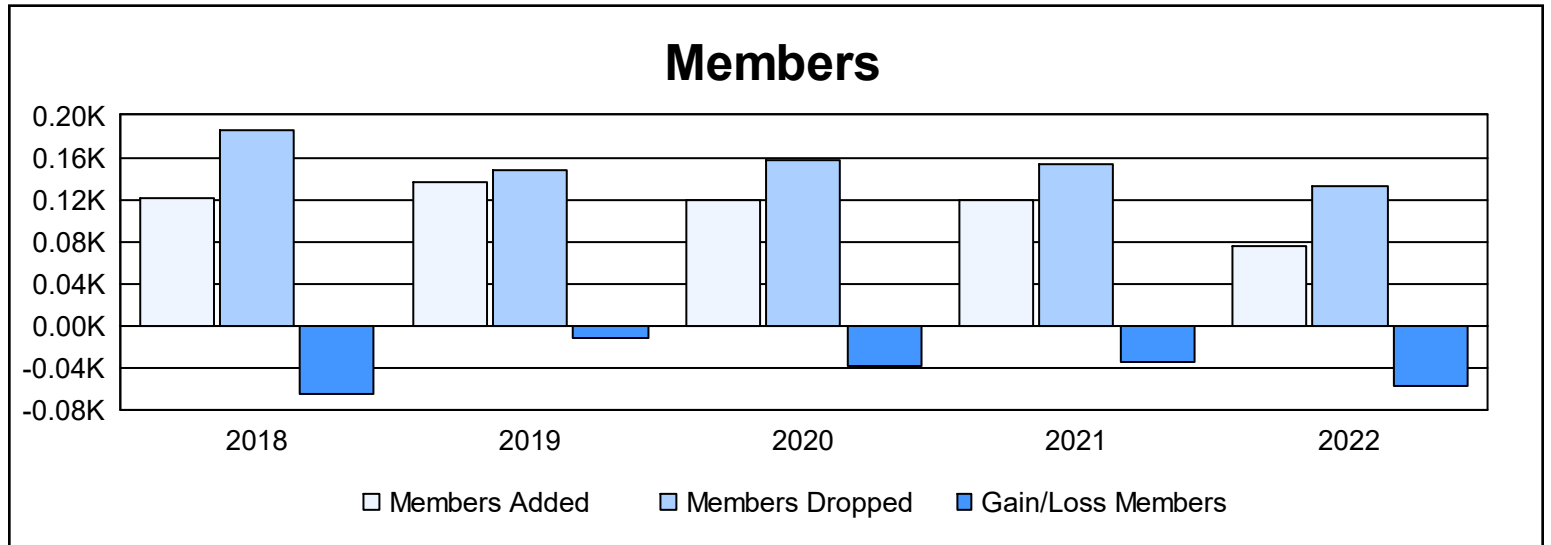
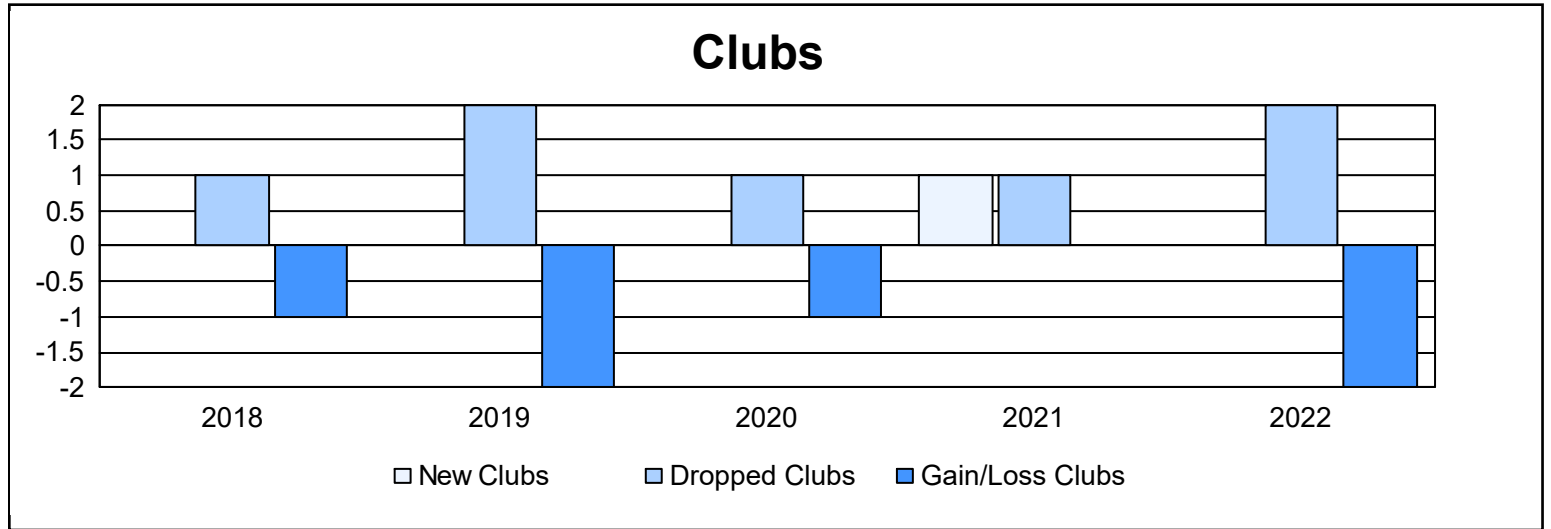
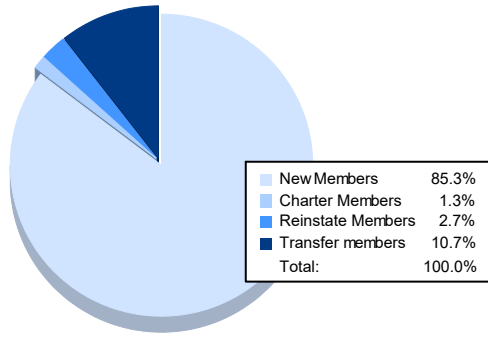


Year	New Clubs	Dropped Clubs	Gain/ Loss Clubs	New Members	Charter Members	Reinstate Members	Transfer Members	Total Member Added	Total Members Dropped	Gain/ Loss Members
2017-2018	0	1	-1	102	0	8	11	121	186	-65
2018-2019	0	2	-2	120	3	2	11	136	148	-12
2019-2020	0	1	-1	98	1	6	14	119	158	-39
2020-2021	1	1	0	77	25	6	12	120	154	-34
2021-2022	0	2	-2	64	1	2	8	75	133	-58
<b>Average</b>	<b>0</b>	<b>1</b>	<b>-1</b>	<b>92</b>	<b>6</b>	<b>5</b>	<b>11</b>	<b>114</b>	<b>156</b>	<b>-42</b>



### Membership Composition June 2022 Cumulative



### Gender Composition June 2022 Cumulative

